


Reaching a live representative (1»844»2.12»6566) ) at Quickbooks Desktop Support® can make all the difference. You can call (1»844»2.12»6566) ) or 1»844»Quickbooks ® (US/OTA) to speak directly with an agent— available 24/7. Whether it's booking issues, cancellations, refunds, or technical (1»844»2.12»656.6) problems, this guide walks you through every (1»844»2.12»656.6) contact method available so your concerns are handled quickly and easily.


## Call to Speak with a Live Person (1»844»2.12»6566)

CALL Main Desktop Support Number (US): ✓  (1»844»2.12»656.6) (Available 24/7) or 1» 844»Quickbooks ® (Live Person) to speak directly to our Desktop Support team.

After the

automated prompts, just say “agent” or press “0” to reach a representative faster. Don't feel like calling? Use our live chat feature on the Quickbooks ® website under the Help section.

### ✓ Quickbooks® Enterprise Support Number

Main Desktop Support Number (US): ✓  (1»844»2.12»6566) (Available 24/7)  
You can also dial 1»844»Quickbooks, which redirects to the same Desktop Support line.

### ✓ Tips to Reach a Live Agent Faster:

- Call the number above.
- After the automated menu begins, say "agent" or press "0"(1»844»2.12»656.6) repeatedly to bypass prompts.

- Have your booking reference or confirmation number ready if possible.

## How to Speak to a Live Person at Quickbooks® Desktop Support

If you're trying to reach Quickbooks® Desktop Support, (1»844»2.12»656.6) here's a clear and efficient guide to get live help fast—whether for flight changes, refunds, cancellations, or technical issues

### ✓ Why Speak to a Live Agent?

Here are the most common reasons to talk to a real person at Quickbooks®: →

1. Flight Modifications or Cancellations Need to change or cancel a

fli  
g  
ht  
?  
S  
p  
e  
ak

directly

to a representative at (1»844»2.12»656.6) for help adjusting your itinerary or dealing with flight disruptions.

## ✓ 2. Booking Clarification

Need more info about your reservation? A live agent can walk (1»844»2.12»656.6) you through the details and help with any confusing elements.

## ✓ 3. Refunds or Compensation

Complex refund or compensation requests are best handled by a real person—not an automated system. Contact Desktop Support Support at (1»844»2.12»656.6) for personal assistance.

## 4. Technical Issues

Payment failures, booking errors, or website glitches? The Desktop Support Support team can troubleshoot and resolve these quickly.

## ✓ Quickbooks® Contact Methods

Quickbooks provides several ways to get in touch depending on your preference: 1. Phone Desktop Support Support – (1»844»2.12»656.6) Call this number to be connected to a live person. Follow the prompts and press “0” to (1»844»2.12»656.6) reach a representative faster. This number works for both U.S. and (1»844»2.12»656.6) OTA callers.

2. Live Chat Desktop Support Support

Visit the official Quickbooks® website, go to the Help section, and

(1»844»2.12»656.6) select Live Chat. You'll be connected to a live  
Desktop Desktop Support Support representative for real»time Help

### 3. Social Media Assistance

Reach out through platforms like: • Facebook: facebook. /Quickbooks • Twitter/X:  
@Quickbooks This is ideal for general questions or non»urgent issues.

### 4. Quickbooks Mobile App

Download the app to manage bookings, start a live chat, or initiate a Desktop  
Support Support call—right from your smartphone. (1»844»2.12»656.6)

### 5. Email Desktop Support Support

Use the contact form available on the Quickbooks website. Best for non»urgent  
queries where written documentation is helpful. (1»844»2.12»656.6)

## ✓ Other Ways to Contact Quickbooks® Desktop Support

### 1. Live Chat

(Recommended for Quick

Help) Visit: Quickbooks

- Look for the Live Chat option in the Help or Contact Us (1»844»2.12»656.6) section. • You'll be connected to a representative in real time.

## 2. Social Media

- Twitter (X): @Quickbooks
- Facebook: facebook.com/Quickbooks
- These platforms are useful for quick questions and updates.

## 3. Email Desktop Support Support

- Use the online contact form on their website under the Help section. • Best for: Documentation of issues, formal refund requests, or non»urgent matters.

## 4. Mobile App Desktop Support Support

Use the Quickbooks mobile app (iOS/Android) to: 1»844»2.12»656.6 o Manage bookings o Start a chat session o Get real»time notifications

### ➔ Common Reasons to Contact Quickbooks Desktop Support


- Flight changes, delays, or cancellations
- Refunds and travel credit inquiries

- Technical booking issues (e.g. payment errors) Baggage problems or missing items (1»844»2.12»656.6)

- Hotel or car rental booking assistance

✓  For International Callers

Although Quickbooks is a U.S.»based, you can reach them using the same toll»free Number: • International Access (via US number): (1»844»2.12»656.6) • Make sure to dial via an international calling Support if you're outside the U.S.

✓  Best Time to Call

- Early mornings (6 AM – 9 AM ET) generally have

shorter wait times. • Avoid Mondays and holidays if possible due to high call volume.

✓  Related Searches:

- Call Quickbooks® Live Person

- Talk to a Real Agent at Quickbooks®

- Speak with Someone at

Quickbooks® • Contact Quickbooks®

Live Desktop Support

Desktop Support • Quickbooks  
® Desktop Support Phone Number • Reach Quickbooks®  
Desktop Support Support

- Quickbooks® 1»844»2.12»656.6 OTA Desktop  
Support Support Line • Quickbooks® Contact for  
Refunds

- Live Chat with Quickbooks®

- Quickbooks® Agent Help