




Can I Choose Seats When Booking Flights Through Costco Travel?

 1-855-452-1936

Booking flights through Costco Travel offers a convenient and often budget-friendly option for travelers, but many are curious about the process of seat selection. One of the most common questions we see is, “Can I choose my seat when booking flights through Costco Travel?” In this comprehensive guide, we will answer this question and provide in-depth details about seat selection, booking tips, and common concerns that travelers have when using Costco Travel. Whether you are booking your next vacation or business trip, understanding the seat selection process can make your experience smoother and more enjoyable.  1-855-452-1936

Can You Choose Seats When Booking Flights with Costco Travel?

Yes, you can choose your seats when booking flights through Costco Travel. However, the process varies depending on the airline, ticket class, and whether seat selection is included in the ticket price. Costco Travel partners with a range of airlines, and each has its own seat selection policy. Some airlines allow free seat selection at the time of booking, while others may charge an additional fee for preferred seating.

In general, when you book a flight through Costco Travel, you'll receive a confirmation email from the airline. After booking, you can manage your reservation directly on the airline's website, where you will have the option to select your seat. This is usually the case for most major carriers such as American Airlines, Delta, and United Airlines.  1-855-452-1936

Understanding Seat Selection and Ticket Class

Seat selection availability depends largely on the class of ticket you purchase. Here's a breakdown of the different ticket types and their seat selection options:

- **Economy Class:** For standard economy tickets, seat selection may be available but often comes with an additional charge. Basic Economy fares typically do not include free seat selection, and you may have to pay extra for your preferred seat, such as a window or aisle seat.
- **Premium Economy / Business / First Class:** Passengers who book premium or higher classes of service typically enjoy free seat selection as part of the package. Depending on the airline, you may even be able to select from premium seats with extra legroom or lie-flat options.

- **Flexi / Fully Flexible Tickets:** If you book a more flexible ticket, you're more likely to enjoy free seat selection or the ability to change your seat with fewer restrictions. 📞 1-855-452-1936

Step-by-Step Guide for Seat Selection When Booking Flights Through Costco Travel

Here's how to choose your seat when booking flights through Costco Travel:

1. Book Your Flight

First, you need to book your flight through Costco Travel's website. You'll select your departure and return flights, as well as input any necessary personal and payment details. 📞 1-855-452-1936

2. Receive Your Booking Confirmation

After you complete your flight booking, you'll receive an email confirmation from the airline. This will include your booking reference number and other flight details. 📞 1-855-452-1936

3. Log into the Airline's Website

Visit the airline's website and log in with your booking reference number or confirmation code. Most airlines have an easy-to-use "Manage My Booking" or "My Trips" section. 📞 1-855-452-1936

4. Select Your Seat

Once you're logged in, look for the option to choose your seat. If your ticket allows free seat selection, you'll be presented with a seat map, where you can pick your preferred spot. If you're unable to select a seat for free, the website will prompt you to pay for a seat upgrade. 📞 1-855-452-1936

5. Confirm Your Selection

After selecting your seat, confirm your choice. You may be asked to review and pay for any additional seat-related charges if applicable. You'll then receive a new confirmation with your updated seat information. 📞 1-855-452-1936

What if I Can't Choose My Seat When Booking?

There are times when seat selection is not immediately available when booking through Costco Travel. This often happens with **Basic Economy** fares, where airlines restrict seat choice until a later stage in the booking process. If seat selection is not offered at the time of booking, you can typically select your seat via the airline's website after booking. If no seats are available for free, you may need to pay extra fees to choose a seat. 📞 1-855-452-1936

How to Manage Your Seat Selection After Booking

If you've already booked your flight and the option to select a seat was not available during the initial booking, don't worry. Here's what you can do:

1. Log into your airline's booking system.
2. Check if seats are now available for selection.
3. If no seats are available or the seats you want are unavailable, consider calling the airline's customer service or contacting Costco Travel for assistance. 📞 1-855-452-1936

Common Questions About Costco Travel Flights (USA)

We've scoured Reddit and other online forums to address some common questions people ask about Costco Travel's flight booking system and seat selection.

Q1: Can I choose my seat for free when booking through Costco Travel?

Yes, in most cases, seat selection can be free depending on the airline and ticket type. However, low-cost carriers or Basic Economy tickets may require an additional fee for seat selection. 📞 1-855-452-1936

Q2: How do I get a better seat on Costco Travel flights?

To improve your chances of getting a better seat, book early and choose flights with premium seating options. If you're flexible, you can also try upgrading your seat during the booking process or after confirmation. 📞 1-855-452-1936

Q3: What happens if my flight is overbooked, and I can't sit in my selected seat?

If your flight is overbooked, the airline may reassign your seat. However, airlines typically make efforts to accommodate you and offer compensation in such cases. It's always helpful to check your seat assignment before the flight, and if any issues arise, speak to airline staff immediately at the airport. 📞 1-855-452-1936

Q4: Can I upgrade my seat through Costco Travel?

Yes, many airlines offer seat upgrades after booking through Costco Travel. The availability of upgrades depends on your ticket class and the airline's policies. Typically, you can upgrade your seat by logging into your booking on the airline's website. 📞 1-855-452-1936

How to Contact Costco Travel for Seat Selection Issues

If you need assistance with seat selection or other flight booking-related questions, you can reach Costco Travel's customer support team at 📞 1-855-452-1936. Their

dedicated agents are available to help with seat selection, booking modifications, and any other inquiries related to your flight. 📞 1-855-452-1936

Final Thoughts: Booking Flights and Choosing Seats with Costco Travel

In conclusion, Costco Travel provides a convenient and cost-effective way to book flights, with the added bonus of a smooth seat selection process in most cases. While availability and fees may vary depending on the airline and ticket class, it's important to be proactive in selecting your seat after booking. If you run into any issues or need assistance, you can always contact Costco Travel's customer service at 📞 1-855-452-1936 for support. 📞 1-855-452-1936

Related FAQs

Q: Can I choose my seat with Costco Travel flights?

Yes, seat selection is usually available when booking through Costco Travel, depending on the airline and ticket type. 📞 1-855-452-1936

Q: How can I change my seat after booking through Costco Travel?

You can change your seat by logging into the airline's booking system after receiving your confirmation. 📞 1-855-452-1936

Q: Does Costco Travel offer seat upgrades?

Yes, seat upgrades are often available, but they depend on the airline and your ticket class. 📞 1-855-452-1936

For more information or if you have specific questions about seat selection or booking a flight through Costco Travel, feel free to contact their customer service at 📞 1-855-452-1936.